

Bread Words








Preparation:



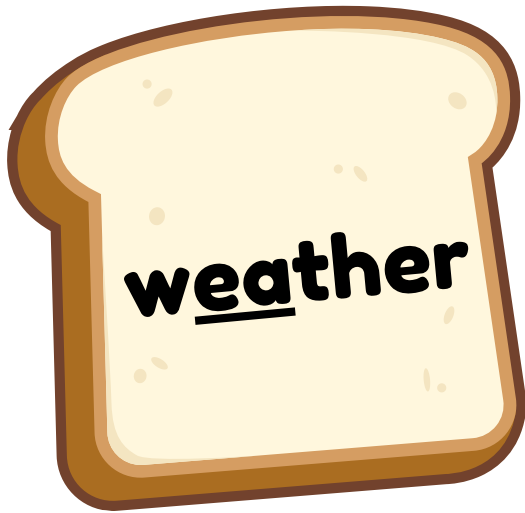
Cut out these cards and laminate them.





How to Play:





1. Children can make a deck of these cards and keep them upside down. Quickly open each card and read the word. The child who reads the most words correctly will win.
2. After laminating these cards, children can use a board marker to decode the words and put sound dots under each sound.
3. You can divide these cards into a pair or small group of children, and they will take turns to reveal their cards and read them aloud.












BREAD

WORD SEARCH



Find the words listed below and mark them with correct colours.

B	R	E	A	D	E	A	F	U	S	H	H
A	L	C	D	H	I	J	T	U	W	E	E
H	E	A	V	T	V	G	R	R	E	A	A
D	S	L	M	L	N	O	E	P	A	V	D
A	A	C	U	A	R	Y	A	Q	T	E	A
E	G	E	S	E	A	G	S	E	T	N	E
D	E	A	T	H	E	A	U	A	L	L	R
S	A	L	A	D	L	P	R	Z	Z	A	P
P	L	E	A	S	U	R	E	I	N	G	S

- BREAD
- SPREAD
- THREAD
- HEAD
- DEAD
- DEAF
- DEATH
- SWEAT
- HEAVEN
- TREASURE
- PLEASURE
- HEALTH

