


# Tricky words snakes and ladders

Roll a dice and move your skittle accordingly.

Tricky words used here are:

I the he she me we

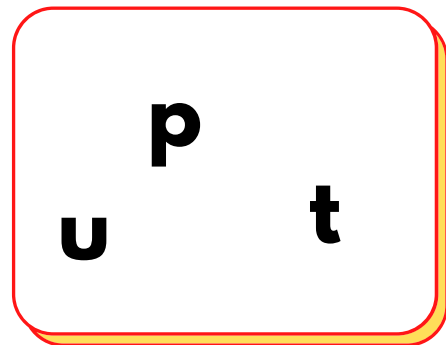




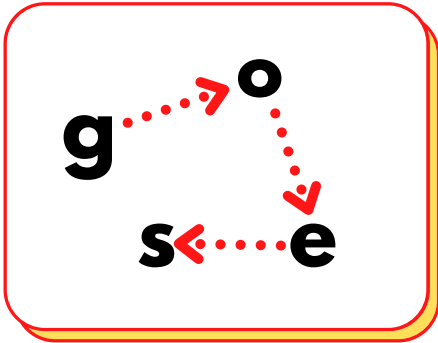
she	me	we	I	the	he	she	
he	the	I	we	me	she	he	the
we	I	the	he	she	me	we	I
me	she	he	the	I	we	me	she
the	he	she	me	we	I	the	he
I	we	me	she	he	the	I	we
she	me	we	I	the	he	she	me
he	the	I	we	me	she	he	the
I	the	he	she	me	we	I	

Illustrations of snakes and ladders are placed on the board. A red arrow points to the start of the board, and another red arrow points to the trophy at the end.




# Tricky words clusters

Join letters with a line in correct order to make tricky words : **goes does could would should put**



# Tricky words jellyfish



**Instructions:** Attach letters with jellyfish's body through string. Give tricky words cards and ask child to arrange the letters in order to make the right word.  
**Note:** After doing practice with tricky word cards, you can ask the child to make words on his own or give him spelling test him.

any

many

more

before

because


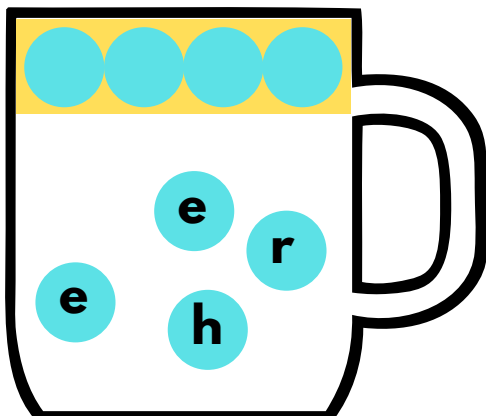
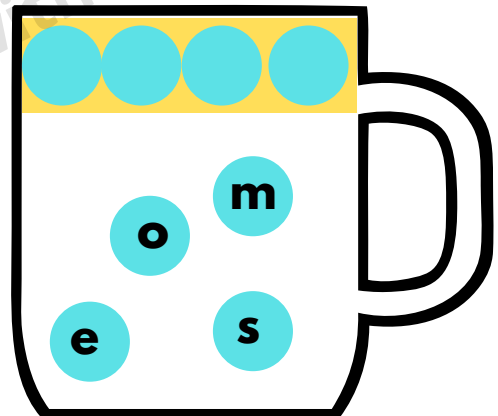
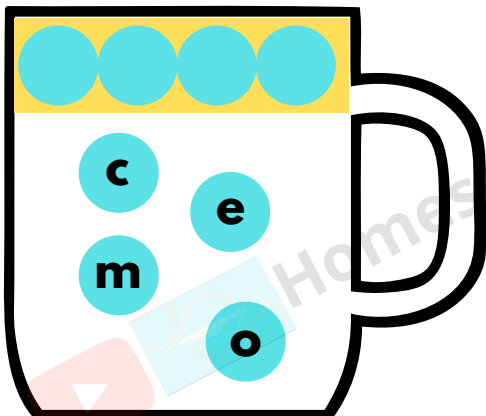

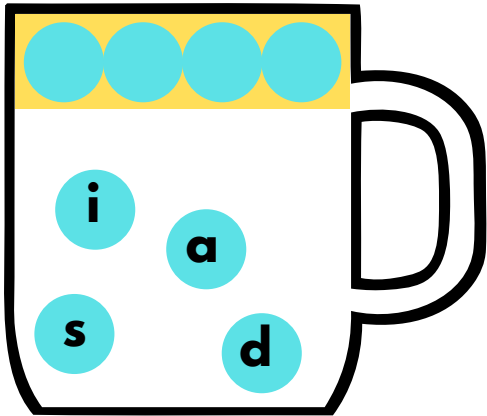


Homeschooling with Hira



# Tricky words mugs

Arrange the letters in right order to make words.  
Words here are: **said your come some here there**



# Tricky Words

Cut and paste the letters in order to make tricky words; they, what, where, there and here.

e	th	y
---	----	---

a	t	wh
---	---	----

e	h	r	e
---	---	---	---

e	r	th	e
---	---	----	---

e	wh	e	r
---	----	---	---

