

CREATIVE WRITING



Describe the image using the senses listed below:



I see... _____



I feel... _____



I smell... _____



I hear... _____

Write at least two sentences to describe the image using some of the senses above.



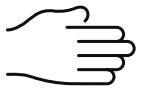
CREATIVE WRITING



Describe the image using the senses listed below:



I see... _____



I feel... _____



I smell... _____



I hear... _____

Write at least two sentences to describe the image using some of the senses above.



CREATIVE WRITING



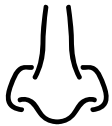
Describe the image using the senses listed below:



I see... _____



I feel... _____



I smell... _____



I hear... _____



I taste... _____

Write at least two sentences to describe the image using some of the senses above, and try to include adjectives:



CREATIVE WRITING



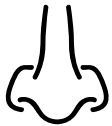
Describe the image using the senses listed below:



I see... _____



I feel... _____



I smell... _____



I hear... _____



I taste... _____

Write at least two sentences to describe the image using some of the senses above, and try to include adjectives:



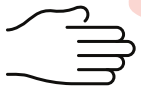
CREATIVE WRITING



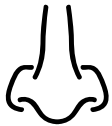
Describe the image using the senses listed below:



I see... _____



I feel... _____



I smell... _____



I hear... _____

Write at least two sentences to describe the image using some of the senses above, and include at least two adverbs or adjectives:




DESCRIPTIVE WRITING

Cinderella in the ballroom

| SIGHT | SMELL | HEARING | TASTE | TOUCH |
|-------|-------|---------|-------|-------|
| | | | | |

Now, use the sensory detail words that you came up with to write a descriptive paragraph describing what Cinderella sees and feels as she enters the ballroom.



Homeschooling

CREATIVE WRITING



Describe the image using the senses listed below:



I see... _____



I feel... _____



I smell... _____



I hear... _____

Write at least two sentences to describe the image using some of the senses above, and include at least two adjectives:



GUIDE FOR DESCRIPTION OF PLACES

- 1 Planning: List the things you want to discuss in order of importance or prominence.

- 2 Start your sentences differently. It is an excellent way to start with prepositions. Tell the position of things you are describing.

In the middle of..., On the other side of..., Next to..., Behind the..., Beside..., As you turn left/right...

- 3 Write long sentences describing more about the things. For instance,

A lonely tree with twisted branches and birds' nests stood in the middle of the park.

- 4 Try to incorporate all the five senses. Only if possible.

My brother's room is stinky, with dirty clothes and a soggy carpet. The wide windows can be opened to rush the fresh air in, brushing the chime hung on them. One can always smell candies in his room since he stores them under his bed.

- 5 Use language techniques and vivid vocabulary.

Language Techniques: *Onomatopoeia, alliteration, similes, metaphors*

DO'S:

- Use expanded noun phrases.
- Use openers and connectors.

DON'TS:

- Don't repeat vocabulary.
- Don't write short sentences.